


# March Report

03-01-2022 → 03-31-2022

Market Grade: 6/10

(Market Conditions)



## Closed Positions


(BTC)

17 Closed Positions

4.8% Average Profit

2.4% Realized Profit


2022-03-28 18:10	2022-04-01 23:41	BNBBTC	0.01999477	0.00919300	0.00965700	0.00100920	0.00004099	0.00096821	4.84%
2022-02-08 21:49	2022-03-30 22:20	SOLBTC	0.00998927	0.00255480	0.00268390	0.00050478	0.00002048	0.00048430	4.85%
2022-03-25 18:10	2022-03-30 01:50	ETCBTC	0.01997951	0.00105100	0.00110500	0.00102654	0.00004099	0.00098555	4.93%
2022-03-21 10:10	2022-03-29 12:45	1INCHBTC	0.02002073	0.00003799	0.00003985	0.00098022	0.00004102	0.00093920	4.69%
2022-03-20 06:10	2022-03-29 04:22	COMPBTC	0.02002280	0.00280000	0.00294000	0.00100114	0.00004104	0.00096010	4.80%
2022-03-27 18:10	2022-03-28 00:28	ETCBTC	0.02004850	0.00101000	0.00105800	0.00095280	0.00004105	0.00091175	4.55%
2022-03-25 18:10	2022-03-26 16:18	SOLBTC	0.02001951	0.00221700	0.00232560	0.00098066	0.00004102	0.00093964	4.69%
2022-03-24 18:10	2022-03-25 02:56	AVABTC	0.02000664	0.00003330	0.00003495	0.00099132	0.00004101	0.00095031	4.72%
2022-03-15 19:43	2022-03-24 08:55	FTTBTC	0.02002008	0.00104380	0.00109460	0.00097434	0.00004101	0.00093333	4.66%
2021-11-07 00:05	2021-11-08 16:33	LTCBTC	0.00032120	0.00321200	0.00337200	0.00001600	0.00000066	0.00001534	4.78%
2021-11-07 00:05	2021-11-07 12:49	RUNEBTC	0.00044780	0.00022390	0.00023530	0.00002280	0.00000092	0.00002188	4.89%
2021-11-06 18:05	2021-11-25 16:57	MATICBTC	0.00030660	0.00003066	0.00003220	0.00001540	0.00000063	0.00001477	4.82%
2021-11-06 18:05	2021-11-08 16:33	LTCBTC	0.00032080	0.00320800	0.00336700	0.00001590	0.00000066	0.00001524	4.75%
2021-11-06 18:05	2021-11-07 11:10	RUNEBTC	0.00044260	0.00022130	0.00023250	0.00002240	0.00000091	0.00002150	4.86%
2021-11-06 18:05	2021-11-07 04:29	POLSBTC	0.00038360	0.00004795	0.00005034	0.00001912	0.00000078	0.00001834	4.78%
2021-11-06 12:05	2021-11-24 08:17	MATICBTC	0.00030350	0.00003035	0.00003184	0.00001490	0.00000062	0.00001428	4.71%
2021-11-06 12:05	2021-11-08 16:33	LTCBTC	0.00032010	0.00320100	0.00336100	0.00001600	0.00000066	0.00001534	4.79%
2021-11-06 12:05	2021-11-07 12:26	RUNEBTC	0.00044420	0.00022210	0.00023360	0.00002300	0.00000091	0.00002209	4.97%
2021-11-06 12:05	2021-11-07 04:28	POLSBTC	0.00038096	0.00004762	0.00004990	0.00001824	0.00000078	0.00001746	4.58%
2021-11-06 06:05	2021-11-25 23:21	MATICBTC	0.00031090	0.00003109	0.00003267	0.00001580	0.00000064	0.00001516	4.88%
2021-11-06 06:05	2021-11-07 04:24	POLSBTC	0.00037968	0.00004746	0.00004981	0.00001880	0.00000078	0.00001802	4.75%
2022-03-14 20:29	2022-03-21 20:09	XRPBTC	0.02000370	0.00001965	0.00002063	0.00099764	0.00004100	0.00095664	4.78%
2022-03-16 14:10	2022-03-21 17:56	XRPBTC	0.02002600	0.00001900	0.00001993	0.00098022	0.00004104	0.00093918	4.69%
2022-03-14 19:52	2022-03-20 11:09	AVABTC	0.01167859	0.00003264	0.00003425	0.00057606	0.00002393	0.00055212	4.73%
2022-03-16 14:10	2022-03-16 19:08	COMPBTC	0.02007460	0.00260000	0.00272000	0.00092652	0.00004107	0.00088545	4.41%
2022-03-16 14:10	2022-03-18 17:21	ETCBTC	0.02003246	0.00064600	0.00067700	0.00096131	0.00004102	0.00092029	4.59%
2022-03-14 20:30	2022-03-15 15:32	AVAXBTC	0.02000018	0.00170650	0.00179210	0.00100323	0.00004100	0.00096223	4.81%



# Unrealized Profit-Loss

(April Crossover)

5 Open Positions



# Closed Positions

(USDT)

# 17 Closed Positions

## 4.8% Average Profit

## 2.4% Realized Profit

2022-02-23 10:51	2022-03-15 09:36	POLS-USDT	9.96360000	1.44400000	1.51570000	0.49473000	0.01997412	0.47475588	4.76%
2022-03-14 20:42	2022-03-15 06:36	RUNE-USDT	10.27516000	7.33940000	7.70640000	0.51380000	0.02056348	0.49323652	4.80%
2022-03-14 20:42	2022-03-15 00:36	LUNA-USDT	10.02255100	91.11410000	95.66510000	0.50061000	0.02004118	0.48056882	4.79%
2022-02-23 10:51	2022-03-01 00:35	RUNE-USDT	9.98478000	3.84030000	4.03230000	0.49920000	0.01998880	0.47921120	4.80%
2022-02-23 10:50	2022-03-01 00:35	MATIC-USDT	10.06330000	1.54820000	1.62570000	0.50375000	0.02011490	0.48363510	4.81%
2022-03-15 19:44	2022-03-16 15:36	MKR-USDT	9.26110000	1852.22000000	1944.83000000	0.46305000	0.01854160	0.44450840	4.80%
2022-03-14 20:43	2022-03-15 15:36	AVAX-USDT	9.98325000	66.55500000	69.87700000	0.49830000	0.01996680	0.47833320	4.79%
2022-03-14 20:42	2022-03-17 22:36	XRP-USDT	10.00735200	0.76392000	0.80212000	0.50042000	0.02002074	0.48039926	4.80%
2022-03-18 06:40	2022-03-19 12:36	DOT-USDT	10.03725000	18.58750000	19.51090000	0.49863600	0.02007774	0.47855826	4.77%
2022-03-22 10:40	2022-03-22 21:36	ETC-USDT	9.99987100	43.47770000	45.65160000	0.49999700	0.01999330	0.48000370	4.80%
2022-03-02 08:09	2022-03-24 17:36	FTT-USDT	6.90480000	46.03200000	48.33400000	0.34530000	0.01381290	0.33148710	4.80%
2022-03-20 06:40	2022-03-24 11:36	MATIC-USDT	10.02474000	1.51890000	1.59480000	0.50094000	0.02006136	0.48087864	4.80%
2022-03-20 06:40	2022-03-25 18:36	RUNE-USDT	10.15850000	9.23500000	9.69670000	0.50787000	0.02032492	0.48754508	4.80%
2022-02-15 12:08	2022-03-27 23:36	SOL-USDT	10.18570000	101.85700000	106.98300000	0.51260000	0.02038360	0.49221640	4.83%
2022-03-24 18:40	2022-03-28 03:36	AVAX-USDT	10.39200000	86.60000000	90.95800000	0.52296000	0.02078232	0.50217768	4.83%
2022-03-24 18:40	2022-03-29 11:36	ETC-USDT	9.88660000	49.43300000	51.87000000	0.48740000	0.01977592	0.46762408	4.73%
2022-01-14 02:40	2022-03-29 09:36	ETH-USDT	9.80445000	3268.15000000	3431.57000000	0.49026000	0.01960350	0.47065650	4.80%
2022-03-29 18:40	2022-03-30 13:36	SOL-USDT	9.92169000	110.24100000	115.64100000	0.48600000	0.01983456	0.46616544	4.70%



# Unrealized Profit-Loss

(April Crossover)

5 Open Positions