


# January Report

01-01-2022 → 01-31-2022

Market Grade: 1/10

(Market Conditions)



## Closed Positions

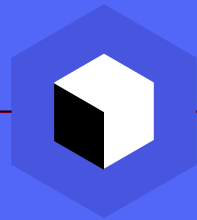
(BTC Pair)

4 Closed Positions

4.8% Average Profit

.6% Realized Profit

2022-01-24 01:10	2022-01-27 13:55	FTTBTC	0.00997779	0.00098790	0.00103820	0.00050803	0.00002047	0.00048756	4.89%
2022-01-25 01:11	2022-01-27 12:22	FTTBTC	0.01002190	0.00097300	0.00102200	0.00050470	0.00002055	0.00048415	4.83%
2022-01-25 01:10	2022-01-26 13:36	1INCHBTC	0.01000384	0.00004312	0.00004523	0.00048952	0.00002049	0.00046903	4.69%
2022-01-25 01:10	2022-01-25 16:37	AVABTC	0.01001147	0.00003043	0.00003193	0.00049350	0.00002051	0.00047299	4.72%




# Unrealized Profit-Loss

## (January Crossover)

### 6 Open Positions

2022-01-29 10:27:25	BNBBTC	0.01003659	0.01034700
2022-01-24 01:10:19	1INCHBTC	0.00999750	0.00004650
2022-01-17 05:40:43	BNB-USDT	9.67888000	483.94400000
2022-01-17 05:10:41	BNBBTC	0.01000296	0.01136700
2022-01-17 05:10:20	1INCHBTC	0.01000827	0.00005469
2022-01-14 02:40:31	ETH-USDT	9.80445000	3268.15000000




# December Crossover

7 Closed Positions

5.07% Average Profit

1.01% Realized Profit



# Closed Positions

(USDT Pair)

1 Closed Positions

4.8% Average Profit

.16% Realized Profit

2022-01-24 01:40	2022-01-26 13:36	1INCHUSD	791.09000000	1.65500000	1.73500000	38.24000000	1.62042000	36.61958000	4.63%
------------------	------------------	----------	--------------	------------	------------	-------------	------------	-------------	-------




# Unrealized Profit-Loss

(January Crossover)

3 Open Positions

2022-01-17 05:40:29	BNBUSDT	788.75700000	483.90000000
2022-01-17 05:40:16	1INCHUSD	789.56800000	2.33600000



# December Crossover

2 Closed Positions

5.07% Average Profit

.32% Realized Profit

