


February Report

02-01-2022 → 02-28-2022

Market Grade: 4/10

(Market Conditions)



Closed Positions


(BTC Pair)

8 Closed Positions

4.8% Average Profit

1.2% Realized Profit

2022-02-04 20:20	2022-02-07 14:10	MATICBTC	0.00999945	0.00004115	0.00004319	0.00049572	0.00002050	0.00047522	4.75%
2022-02-04 20:19	2022-02-07 13:26	AVABTC	0.01000332	0.00003004	0.00003150	0.00048618	0.00002049	0.00046569	4.66%
2022-02-04 20:20	2022-02-05 08:48	COMPBTC	0.01004250	0.00325000	0.00340000	0.00046350	0.00002055	0.00044295	4.41%
2022-02-04 20:19	2022-02-05 03:19	SRMBTC	0.01000350	0.00005850	0.00006130	0.00047880	0.00002048	0.00045832	4.58%
2022-02-08 21:48	2022-02-09 20:14	SRMBTC	0.01001490	0.00005700	0.00005990	0.00050953	0.00002053	0.00048900	4.88%
2022-02-08 21:49	2022-02-09 12:29	AVABTC	0.01001385	0.00002890	0.00003035	0.00050242	0.00002053	0.00048190	4.81%
2022-02-02 09:11	2022-02-07 14:26	MATICBTC	0.00999460	0.00004235	0.00004444	0.00049324	0.00002048	0.00047276	4.73%
2022-02-08 21:49	2022-02-23 07:58	FTTBTC	0.01000584	0.00105770	0.00111020	0.00049665	0.00002051	0.00047614	4.76%



Unrealized Profit-Loss

(March Crossover)


1 Open Position(s)

2022-02-08 21:49:05

SOLBTC

0.00998927

0.00255480



January Crossover

1 Closed Positions

4.69% Average Profit

0.16% Realized Profit

2021-12-30 01:10

2022-02-11 22:10

AVABTC

0.01003408

0.00004046


0.00004244

0.00049104

0.00002056

0.00047048

4.69%



Closed Positions

(USDT Pair)

6 Closed Positions

4.8% Average Profit

.96% Realized Profit

2022-02-23 10:50	2022-03-01 00:35	MATIC-USDT	10.06330000	1.54820000	1.62570000	0.50375000	0.02011490	0.48363510	4.81%
2022-02-23 10:51	2022-03-01 00:35	RUNE-USDT	9.98478000	3.84030000	4.03230000	0.49920000	0.01998880	0.47921120	4.80%
2022-02-23 10:51	2022-02-26 16:35	AVA-USDT	9.99600000	1.19000000	1.24950000	0.49980000	0.01998880	0.47981120	4.80%
2022-02-15 12:09	2022-02-16 08:36	MKR-USDT	10.10500000	2021.00000000	2122.05000000	0.50525000	0.02024290	0.48500710	4.80%
2021-12-30 01:40	2022-02-11 23:36	AVA-USDT	9.95864170	1.87898900	1.97300000	0.49825830	0.01991728	0.47834102	4.80%
2022-02-02 09:13	2022-02-05 01:36	MATIC-USDT	9.76920000	1.62820000	1.71000000	0.49080000	0.01954440	0.47125560	4.82%




Unrealized Profit-Loss

(March Crossover)

3 Open Positions

2022-02-07 20:32:07	MKR-USDT	9.03244000	2258.11000000
2022-02-15 12:08:50	SOL-USDT	10.18570000	101.85700000
2022-02-23 10:51:12	POLS-USDT	9.96360000	1.44400000



January Crossover

1 Closed Positions

4.80% Average Profit

.16% Realized Profit

2021-12-30 01:40	2022-02-11 23:36	AVA-USDT	9.95864170	1.87898900	1.97300000	0.49825830	0.01991728	0.47834102	4.80%
------------------	------------------	----------	------------	------------	------------	------------	------------	------------	-------

